

UL AWM STYLE 2661
 CSA AWM I A/B II A/B FT4
 UL TYPE CM, CSA TYPE CMG
 300 VOLT

XTRA•GUARD® Flexible Cables

HIGH-FLEX MINI DIAMETER DATA CABLE
 CONTINUOUS FLEXING, OIL RESISTANT, MULTIPAIR, SHIELDED

CHOOSE XTRA•GUARD HIGH-FLEX MINI DIAMETER MULTIPAIR DATA CABLES FOR:

- Extreme Flexibility in Small Spaces
- Continual Flexing in Cable Tracks
- High Speed Digital Data Transmission
- UL Listed, UL Recognized, CSA Certified and CE Marked
- Outstanding EMI Protection
- Jacket Meets VDE 0472, Section 803 Oil Test

XTRA•GUARD HIGH-FLEX MINI DIAMETER MULTIPAIR DATA CABLE APPLICATIONS:

- Industrial Electronic Processing Equipment
- DataComm Connections
- Automation Networking
- PLC, Microprocessor and Computer Interconnects
- Connecting Sensors and Actuators to Controllers

CHARACTERISTICS

OPERATING TEMPERATURE:

- 5°C to 105°C

VOLTAGE RATING:

- 300 Volt

COLOR DESCRIPTION:

- Color Code: See Chart A Page 374
- Jacket Color: Gray

PRODUCT DESCRIPTION:

- Conductor: Super Finely Stranded Tinned Copper
- Insulation: Lubricated Semi-Rigid PVC
- Drain Wire: 26 AWG, 7/34 Stranded Tinned Copper
- Shielding: Foil and 85% Tinned Copper Braid
- Jacket: Oil Resistant PVC

SPECIFICATIONS

- Bend Radius: 15X Cable Diameter
- UL Type CM
- UL AWM 2661
- CSA AWM I A/B II A/B FT4
- CSA Type CMG



Canadian Standards Association

AVAILABILITY

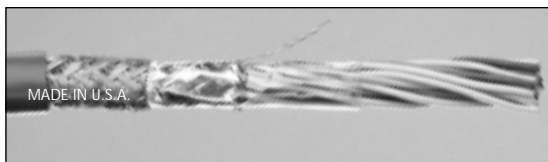
- In Stock: 100 ft (30,5m), 500 ft (152m) and 1000 ft (305m) put-ups

FIT® TUBING RECOMMENDATION

FIT® FLEX – Highly Flexible, Irradiated Silicone Rubber (See Page 134 for Product Specifications)

FIT®-650 – Chemical and Temperature Resistant Irradiated Viton® (See Page 132 for Product Specifications)

Viton® is a registered trademark of DuPont Dow Elastomers



28 AWG (0,09mm²), **7/36** (7/0,13mm), Insulation Thickness: **0.010"** (0,25mm)

Alpha Part No.	No. of Pairs	Jacket Thickness		Nominal Diameter	
		Inches	mm	Inches	mm
86401CY	1	0.040	1,0	0.18	4,7
86402CY	2	0.040	1,0	0.23	5,8
86403CY	3	0.040	1,0	0.24	6,0
86404CY	4	0.040	1,0	0.25	6,4
86405CY	5	0.040	1,0	0.27	6,9
86406CY	6	0.040	1,0	0.30	7,5
86408CY	8	0.040	1,0	0.33	8,3
86410CY	10	0.045	1,1	0.38	9,7
86414CY	14	0.045	1,1	0.41	10,4

26 AWG (0,14mm²), **7/34** (7/0,16mm), Insulation Thickness: **0.010"** (0,25mm)

Alpha Part No.	No. of Pairs	Jacket Thickness		Nominal Diameter	
		Inches	mm	Inches	mm
86501CY	01	0.040	1,0	0.19	4,9
86502CY	02	0.040	1,0	0.24	6,1
86503CY	03	0.040	1,0	0.25	6,4
86504CY	04	0.040	1,0	0.27	6,8
86505CY	05	0.040	1,0	0.29	7,3
86506CY	06	0.040	1,0	0.31	7,9
86508CY	08	0.040	1,0	0.35	8,8
86510CY	10	0.045	1,1	0.40	10,1
86514CY	14	0.053	1,3	0.44	11,2

24 AWG (0,23mm²), **10/34** (10/0,16mm), Insulation Thickness: **0.010"** (0,25mm)

Alpha Part No.	No. of Pairs	Jacket Thickness		Nominal Diameter	
		Inches	mm	Inches	mm
86601CY	1	0.040	1,0	0.20	5,1
86602CY	2	0.040	1,0	0.26	6,6
86603CY	3	0.040	1,0	0.27	6,9
86604CY	4	0.040	1,0	0.29	7,3
86605CY	5	0.040	1,0	0.31	7,8
86606CY	6	0.040	1,0	0.34	8,6
86608CY	8	0.040	1,0	0.37	9,5
86610CY	10	0.045	1,1	0.44	11,2
86614CY	14	0.053	1,3	0.47	11,9

22 AWG (0,38mm²), **19/34** (19/0,16mm), Insulation Thickness: **0.010"** (0,25mm)

Alpha Part No.	No. of Pairs	Jacket Thickness		Nominal Diameter	
		Inches	mm	Inches	mm
86701CY	1	0.040	1,0	0.21	5,4
86702CY	2	0.040	1,0	0.28	7,1
86703CY	3	0.040	1,0	0.29	7,4
86704CY	4	0.040	1,0	0.31	7,9
86705CY	5	0.040	1,0	0.34	8,5
86706CY	6	0.040	1,0	0.37	9,3
86708CY	8	0.045	1,1	0.42	10,7
86710CY	10	0.053	1,3	0.50	12,7
86714CY	14	0.053	1,3	0.51	13,0

Web Site: www.alphawire.com
 Email: info@alphawire.com

Toll Free: 1-800-52 ALPHA • Telephone: 908-925-8000 • Fax: 908-925-6923
 Europe/UK Telephone: +44 (0) 1932 772422 • Europe/UK Fax: +44 (0) 1932 772433



95

WIRE MANAGEMENT PRODUCTS

EMI/RFI COPPER SHIELDING TAPE

CST

UL STANDARD 510
MIL-STANDARD 202C, METHOD 303

CHOOSE COPPER SHIELDING TAPE FOR:

- EMI/RFI Shielding Applications
- Highly Conductive, Pressure-Sensitive Adhesive Seal
- Point-to-Point Electrical Continuity
- Low-Resistance Adhesive

COPPER SHIELDING TAPE APPLICATIONS:

- Terminating Cable Shield
- Connector Backshell Shielding

CHARACTERISTICS

PHYSICAL PROPERTIES:

- Tensile Strength: 21 Lbs./Inch
- Adhesion: 40 Oz./Inch
- Thickness: 0.003 Inch
- Flammability: Flame Retardant Per UL Standard 510

ELECTRICAL PROPERTIES:

- Electrical Resistance Through Tape: 0.003 Ohms/Inch²
- Shielding Effectiveness: 50 dB at 153 MHz

SPECIFICATIONS

- UL Standard 510
- MIL-Standard 202C, Method 303
- ASTM D-1000



CONDUCTIVE ADHESIVE, ADDED PROTECTION AGAINST EMI/RFI:

Alpha CST is a copper foil tape backed with a highly conductive pressure-sensitive adhesive for use in a wide variety of commercial EMI/RFI shielding applications. The pressure sensitive adhesive contains a uniform dispersion of unique oxidation-resistant conductive particles that produce very low resistance through the tape. This feature results in shielding performance approximately 5 dB better than other metal foil shielding tapes.

161

Alpha Part No.	Width		Standard Package
	Inches	mm	
CST-5	0.5	12,7	1 Roll (36 yards)
CST-10	1.0	25,4	1 Roll (36 yards)
CST-15	1.5	38,1	1 Roll (36 yards)
CST-20	2.0	50,8	1 Roll (36 yards)

COMMUNICATION & CONTROL

MULTICONDUCTOR, UNSHIELDED

IRRADIATED PVC/PVC

UL AWM 2576
MIL-W-16878 TYPE B
600 VOLT

CHARACTERISTICS

OPERATING TEMPERATURE:

- -55°C to 105°C (UL: 80°C)

VOLTAGE RATING:

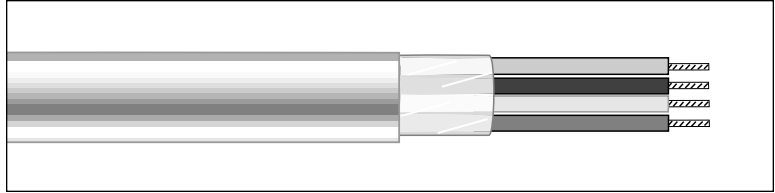
- 600 Volt (UL: 150 Volt)

COLOR DESCRIPTION:

- Color Code: 1-White, 2-Black, 3-Red, 4-Green
- Jacket Color: White

PRODUCT DESCRIPTION:

- Conductor: Stranded Tinned Copper
- Wrap: Clear Polyester
- Insulation: Color-Coded Irradiated PVC
- Jacket: PVC



Insulation Thickness: **0.010"** (0,25mm)

Alpha Part No.	No. of Cond.	Conductor		Jacket Thickness		Diameter	
		AWG	Strand	Inches	mm	Inches	mm
6622	2	24	7/32	0.030	0,76	0.15	3,8
6623	3	24	7/32	0.030	0,76	0.16	4,1
6624	4	24	7/32	0.030	0,76	0.17	4,3
6632	2	22	7/30	0.030	0,76	0.16	4,1
6633	3	22	7/30	0.030	0,76	0.17	4,3
6634	4	22	7/30	0.030	0,76	0.18	4,6
6642	2	20	7/28	0.030	0,76	0.18	4,6
6643	3	20	7/28	0.030	0,76	0.19	4,8
6644	4	20	7/28	0.030	0,76	0.20	5,1
6652	2	18	7/26	0.030	0,76	0.20	5,1
6653	3	18	7/26	0.030	0,76	0.21	5,4
6654	4	18	7/26	0.030	0,76	0.22	5,6

SPECIFICATIONS

- UL AWM 2576
- MIL-W-16878 Type B



Underwriters Laboratories Inc.



Underwriters Laboratories Inc.

AVAILABILITY

- 100 ft (30,5m), 500 ft (152m),
1000 ft (305m) put-ups



Toll Free: 1-800-52 ALPHA • Telephone: 908-925-8000 • Fax: 908-925-6923
Europe/UK Telephone: +44 (0) 1932 772422 • Europe/UK Fax: +44 (0) 1932 772433

Web Site: www.alphawire.com
Email: info@alphawire.com

COMMUNICATION & CONTROL

MULTICONDUCTOR, BRAID SHIELD

PE/PVC

600 VOLT

CHARACTERISTICS

OPERATING TEMPERATURE:

- -20°C to 60°C

VOLTAGE RATING:

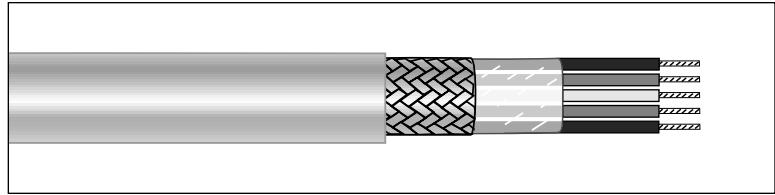
- 600 Volt

COLOR DESCRIPTION:

- Color Code: Chart H Page 376
- Jacket Color: Gray

PRODUCT DESCRIPTION:

- Conductor: Stranded Tinned Copper
- Insulation: Color-Coded Polyethylene (PE)
- Wrap: Clear Polyester
- Shield: Braided Tinned Copper (85% Coverage)
- Jacket: PVC



20 AWG (0,52mm²), **26/34** (26x0,16mm.) Insulation Thickness: **0.015"** (0,38mm), **PE**

Alpha Part No.	No. of Cond.	Jacket Thickness		Diameter	
		Inches	mm	Inches	mm
1712	2	0.030	0,76	0.24	6,0
1713	3	0.035	0,88	0.25	6,3
1715	4	0.035	0,88	0.26	6,6
1716	5	0.035	0,88	0.27	6,9
1717	6	0.035	0,88	0.30	7,6
1719	8	0.035	0,88	0.33	8,3
1721	10	0.035	0,88	0.37	9,5
1723	12	0.035	0,88	0.38	9,6
1726	15	0.035	0,88	0.41	10,4
1728	20	0.035	0,88	0.45	11,5

AVAILABILITY

- 100 ft (30,5m), 500 ft (152m), 1000 ft (305m) put-ups

199

COMMUNICATION & CONTROL

MULTICONDUCTOR, BRAID SHIELD

TFE/TFE TAPE

MIL-W-16878E TYPE E
600 VOLT

CHARACTERISTICS

OPERATING TEMPERATURE:

- -65°C to 200°C

VOLTAGE RATING:

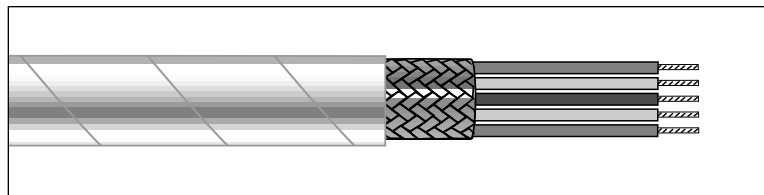
- 600 Volt

COLOR DESCRIPTION:

- Color Code: Chart G Page 376
- Jacket Color: White

PRODUCT DESCRIPTION:

- Conductor: Stranded Silver-Plated Copper
- Insulation: Color-Coded TFE Teflon★
- Shield: Braided Silver-Plated Copper (90% Coverage)
- Jacket: Sintered Wrapped Teflon★ Tape



24 AWG (0,24mm²), 19/36 (19x0,13mm)

Alpha Part No.	No. of Cond.	Jacket Thickness		Diameter	
		Inches	mm	Inches	mm
2821	1	0.010	0,25	0.10	2,4
2821/2	2	0.010	0,25	0.14	3,5
2821/3	3	0.010	0,25	0.15	3,7
2821/4	4	0.010	0,25	0.16	4,0
2821/5	5	0.010	0,25	0.17	4,3
2821/6	6	0.010	0,25	0.18	4,7

22 AWG (0,38mm²), 19/34 (19x0,16mm)

Alpha Part No.	No. of Cond.	Jacket Thickness		Diameter	
		Inches	mm	Inches	mm
2824	1	0.010	0,25	0.10	2,6
2824/2	2	0.010	0,25	0.15	3,8
2824/3	3	0.010	0,25	0.16	4,0
2824/4	4	0.010	0,25	0.17	4,4
2824/5	5	0.010	0,25	0.19	4,8
2824/6	6	0.010	0,25	0.20	5,1

20 AWG (0,62mm²), 19/32 (19x0,20mm)

Alpha Part No.	No. of Cond.	Jacket Thickness		Diameter	
		Inches	mm	Inches	mm
2827	1	0.010	0,25	0.11	2,8
2827/2	2	0.010	0,25	0.17	4,3
2827/3	3	0.010	0,25	0.18	4,5
2827/4	4	0.010	0,25	0.19	4,9
2827/5	5	0.010	0,25	0.21	5,3
2827/6	6	0.010	0,25	0.23	5,7

18 AWG (0,96mm²), 19/30 (19x0,25mm)

Alpha Part No.	No. of Cond.	Jacket Thickness		Diameter	
		Inches	mm	Inches	mm
2829/2	2	0.010	0,25	0.19	4,8
2829/3	3	0.010	0,25	0.20	5,0
2829/4	4	0.010	0,25	0.22	5,5

16 AWG (1,23mm²), 19/29 (19x0,29mm)

Alpha Part No.	No. of Cond.	Jacket Thickness		Diameter	
		Inches	mm	Inches	mm
2826	1	0.010	0,25	0.13	3,3
2826/2	2	0.010	0,25	0.21	5,3
2826/3	3	0.010	0,25	0.22	5,5
2826/4	4	0.010	0,25	0.24	6,0

SPECIFICATIONS

- MIL-W-16878E Type E



AVAILABILITY

- 100 ft (30,5m), 1000 ft (305m) put-ups;
1000 ft put-ups may contain multiple lengths

★Teflon® is a registered trademark of E.I. DuPont Co.



Toll Free: 1-800-52 ALPHA • Telephone: 908-925-8000 • Fax: 908-925-6923
Europe/UK Telephone: +44 (0) 1932 772422 • Europe/UK Fax: +44 (0) 1932 772433

Web Site: www.alphawire.com
Email: info@alphawire.com

COMMUNICATION & CONTROL

MULTICONDUCTOR, BRAID SHIELD

PVC /PVC

MIL-W-16878D TYPE B/N
600 VOLT

CHARACTERISTICS

OPERATING TEMPERATURE:

- -55°C to 105°C

VOLTAGE RATING:

- 600 Volt

COLOR DESCRIPTION:

- Color Code: Part # 3335, 3336, 3337, see Chart F Page 376, Part # 3200 thru 3248: 1-White, 2-Black, 3-Red, 4-Green
- Jacket Color: Gray

PRODUCT DESCRIPTION:

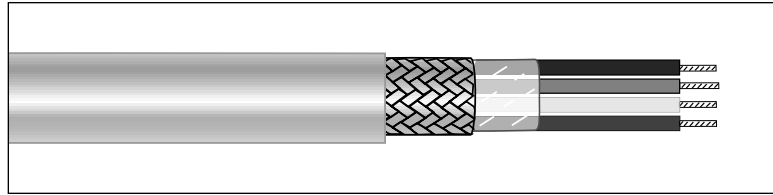
- Conductor: Stranded Tinned Copper
- Insulation: Color-Coded PVC (Nylon)
- Wrap: Clear Polyester (Multiconductor Only)
- Shield: Braided Tinned Copper (90% Coverage)
- Jacket: PVC

SPECIFICATIONS

- MIL-W-16878D Type B/N

AVAILABILITY

- 100 ft (30,5m), 500 ft (152m), 1000 ft (305m) put-ups
- ▲ 100 ft (30,5m), 1000 ft (305m) put-ups



Insulation Thickness: **0.010"** (0,25mm) PVC, **0.003"** (0,08mm)

NYLON - TYPE B/N

Alpha Part No.	No. of Cond.	Conductor		Jacket Thickness		Diameter	
		AWG	Strand	Inches	mm	Inches	mm
3200	1	26	7/34	0.010	0,25	0.09	2,3
3201	2	26	7/34	0.014	0,35	0.14	3,6
3202	3	26	7/34	0.014	0,35	0.15	3,8
3203	4	26	7/34	0.016	0,41	0.16	4,1
3210	1	24	19/36	0.010	0,25	0.09	2,3
3211	2	24	19/36	0.016	0,41	0.15	3,8
3212	3	24	19/36	0.016	0,41	0.16	4,0
3213	4	24	19/36	0.017	0,43	0.18	4,6
3220	1	22	19/34	0.010	0,25	0.11	2,8
3221	2	22	19/34	0.016	0,41	0.18	4,6
3222	3	22	19/34	0.017	0,43	0.18	4,6
3223	4	22	19/34	0.019	0,48	0.20	5,1
3230	1	20	19/32	0.010	0,25	0.11	2,8
3231	2	20	19/32	0.019	0,48	0.19	4,8
3232	3	20	19/32	0.019	0,48	0.21	5,3
3233	4	20	19/32	0.021	0,53	0.23	5,9
3240	1	18	19/30	0.012	0,30	0.13	3,3
3241	2	18	19/30	0.021	0,53	0.22	5,6
3242	3	18	19/30	0.022	0,55	0.23	5,8
3243	4	18	19/30	0.023	0,58	0.26	6,6
3245	1	16	19/29	0.016	0,41	0.14	3,6
3246	2	16	19/29	0.023	0,58	0.24	6,1
3247	3	16	19/29	0.023	0,58	0.25	6,4
3248	4	16	19/29	0.025	0,63	0.28	7,1

Insulation Thickness: **0.010"** (0,25mm) PVC, **0.003"** (0,08mm)

NYLON - TYPE B/N

Alpha Part No.	No. of Cond.	Conductor		Jacket Thickness		Diameter	
		AWG	Strand	Inches	mm	Inches	mm
▲3335	5	22	19/34	0.020	0,50	0.22	5,6
▲3336	6	22	19/34	0.020	0,50	0.23	5,9
▲3337	8	22	19/34	0.025	0,63	0.25	6,5

193