

Level control

→ ENR filling or emptying function

- Regulation of two levels (min./max.)
- Monitoring filling (UP) or emptying (DOWN) , selected by a switch on the front panel.
- Probes supplied with AC current.
- Sensitivity adjustable on front panel from 5 kΩ to 100 kΩ.



Specifications

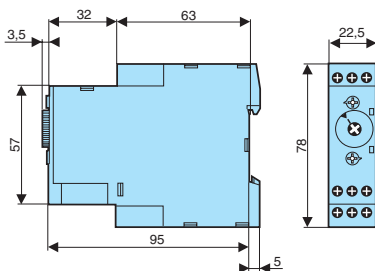
Type	Characteristics	Voltages	Code
ENR	Monitoring filling (UP) Monitoring emptying (DOWN)	24 V AC	84 870 201
		48 V AC	84 870 202
		120 V AC	84 870 203
		230 V AC	84 870 204

General characteristics

Operating range	0.85 → 1.10 x Un
Maximum power consumption	3 VA
Adjustable sensitivity	5 kΩ → 100 kΩ
Measurement accuracy (at maximum sensitivity)	± 30 %
Electrode voltage (max)	24 V AC (50/60 Hz)
Electrode current (maximum)	1 mA (50/60 Hz)
Maximum cable capacity	10 nF
Response time high level	300 ms
Response time low level	500 ms
Output relay (according to AC1 resistive load)	1 AgNi changeover relay 8 A AC max.
Galvanic isolation via transformer (4 kV, 8 mm creepage distance)	Class II VDE 0551
Isolation of contacts and electrodes from power supply	2.5 kV AC
Operating temperature range (°C)	-20 → +50°C
Storage temperature range (°C)	-40 → +70°C
Weight (g)	150

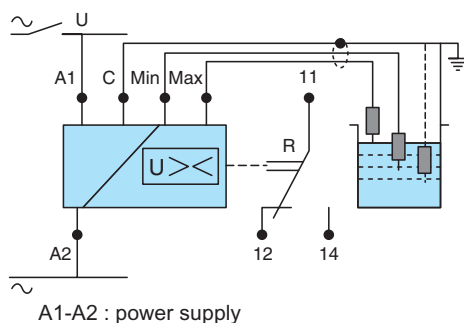
Dimensions

ENR



Connections

ENR



To order, see page 6

Level control

→ ENRM filling or emptying with adjustable time delay

- Regulation of one or two levels (min./max.)
- Monitoring filling (UP) or emptying (DOWN) selected by a switch on the front panel.
- Probes supplied with AC current.
- Sensitivity adjustable on front panel from 250 Ω to 1 MΩ.
- Time delay preventing wave effect adjustable from 0.1 to 5s.



Specifications

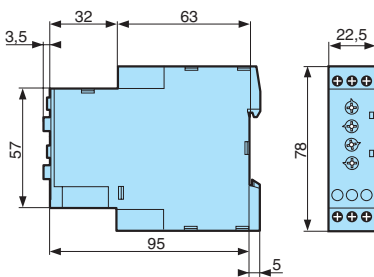
Type	Characteristics	Voltages	Code
ENRM	Monitoring filling (UP) Monitoring emptying (DOWN)	24 V AC	84 870 211
		48 V AC	84 870 212
		120 V AC	84 870 213
		230 V AC	84 870 214

General characteristics

Operating range	0.85 → 1.10 x Un
Maximum power consumption	3 VA
Adjustable sensitivity	250 Ω → 1 MΩ
Measurement accuracy (at maximum sensitivity)	± 30 %
Electrode voltage (max)	24 V AC (50/60 Hz)
Electrode current (maximum)	1 mA (50/60 Hz)
Maximum cable capacity	10 nF
Response time high level	300 ms
Response time low level	500 ms
Output relay (according to AC1 resistive load)	1 AgNi changeover relay 8 A AC max.
Galvanic isolation via transformer (4 kV, 8 mm creepage distance)	Class II VDE 0551
Isolation of contacts and electrodes from power supply	2.5 kV AC
Operating temperature range (°C)	-20 → +50°C
Storage temperature range (°C)	-40 → +70°C
Weight (g)	150

Dimensions

ENRM



Current control

→ EI AC/DC current control

- Space savings, accurate measurement and optimized functions all improve the efficiency of your electrical installation.
- Control : Select "Over-current" or "Under-current" control mode, by means of a dip switch on the underside of the unit.
- Safety : Choose whether or not to activate the fault memorisation function, and set the threshold crossing delay T1 and the inhibit time delay T2 in the same way. In addition, AC/DC mode is detected automatically.
- Accuracy : 3 products, EIL, EIH or EIT enable you to choose the best product for greater accuracy of measurement, provided by a microcontroller.



Specifications

	EIL	EIH	EIT
Supply voltage			
24 V DC	84 871 020	84 871 030	84 871 040
24 V AC	84 871 021	84 871 031	84 871 041
48 V AC	84 871 022	84 871 032	84 871 042
120 V AC	84 871 023	84 871 033	84 871 043
230 V AC	84 871 024	84 871 034	84 871 044
Measurement range	2 → 500 mA	0.1 → 10 A	10 → 100 A with current transformer
Inputs	E1-M E2-M E3-M	E1-M E2-M E3-M	E1-M
Sensitivity	E1-M : 2 → 20 mA E2-M : 10 → 100 mA E3-M : 50 → 500 mA	E1-M : 0.1 → 1 A E2-M : 0.5 → 5 A E3-M : 1 → 10 A	10 → 100 A
Input resistance	E1-M : 5 Ω E2-M : 1 Ω E3-M : 0.2 Ω	E1-M : 0.1 Ω E2-M : 0.02 Ω E3-M : 0.01 Ω	20 Ω

Accessories

	Code
Current transformers for EIT 100 A / 50 mA	26 852 304

General characteristics

Supply voltage Un	230 V, 110 V, 48 V, 24 V ac 50 / 60 Hz (galvanic isolation by transformer) 24 V DC (No galvanic isolation). In this case, the product power supply and measuring circuit power supply must be electrically isolated.
Operating range	0.85 → 1.15 Un
Maximum power consumption	3 VA AC 1 W DC
Frequency of measured signal	40 → 500 Hz
Adjustable hysteresis	5 → 50 % of the displayed threshold
Threshold value	10 → 100 % of the measurement range
Display accuracy of the preset threshold	±10 %
Repetition accuracy with constant parameters	±0.1 %
Drift Voltage	±0.1 % (±10 % Un)
Drift Temperature	±0.02 %
Delays on power up (T2)	1 s → 20 s ±10 %
Delay on energisation T1	0.1 s → 3 s ±10 %
Delay on pick-up	500 ms
Output relay	1 changeover AgNi, 8A AC max
Temperature limit operation (°C)	-20 → +50
Temperature limits stored (°C)	-40 → +70
Weight (g)	140

To order, see page 6